





ISOFRIG RF thermal insulation wall panel



Product Overview

ISOFRIG RF thermal insulating wall panels with frigo fixings and PIR foam are the ideal solution for the construction of cold rooms/storages and food processing or storage spaces.

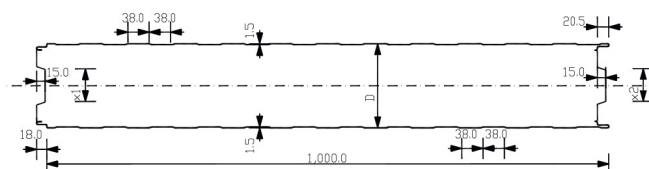
The tightness of the frigo-type joint and the density of the insulating layer up to 40 kg/m³ ensure a low ratio of thermal conductivity and an extremely high degree of tightness. Also, the PIR insulating core does not contribute to the propagation of the flame, thus ensuring safety and comfort



in the subsequent exploitation of the construction. This type of panels can be installed vertically or horizontally.

Application

ISOFRIG RF thermal insulation panels can be used for a wide range of constructions such as: industrial buildings for production and storage, rooms that require storage and handling at negative temperatures. Each application should be verified against individual project requirements.



Technical Parameters

Module width / Cover width [mm]	Core Thickness	Mass [kg/m ²]	Thermal Transmittance (U-value) acc. EN 14509:2013 [W/m ² ·K]
1,000	150	13.11	0.15
	200	14.96	0.11

The technical data is valid for a face thickness of Ext / Int. 0.45 / 0.40 mm.

Fire Performance

ISOFRIG RF Wall Panel has been tested and approved to comply with SR EN 14509:2013.

Module width / Cover width [mm]	Core Thickness	Reaction to Fire	Fire Resistance - External Wall - Horizontal	Fire Resistance - External Wall - Vertical	Fire Resistance - Internal Wall - Horizontal	Fire Resistance - Internal Wall - Vertical
1,000	150	B-s1, d0	E 30 (o↔i) ¹ / EI 30 (o↔i) ¹ / EW 30 (o↔i) ¹ - 4m	E 30 (o↔i) ¹ / EI 30 (o↔i) ¹ / EW 30 (o↔i) ¹ - 4m	E 30 ¹ / EI 30 ¹ / EW 30 ¹ - 4m	E 30 ¹ / EI 30 ¹ / EW 30 ¹ - 4m
	200	B-s1, d0	E 30 (o↔i) ¹ / EI 30 (o↔i) ¹ / EW 30 (o↔i) ¹ - 4m	E 30 (o↔i) ¹ / EI 30 (o↔i) ¹ / EW 30 (o↔i) ¹ - 4m	E 30 ¹ / EI 30 ¹ / EW 30 ¹ - 4m	E 30 ¹ / EI 30 ¹ / EW 30 ¹ - 4m

Dimensions

Length

Standard lengths	2000-13500 mm
------------------	---------------

Additional costs and transport restrictions may apply for non-standard lengths.

Width

The useful width is 1000 mm.

Product Tolerances

Product tolerances are measured according to the standard SR EN 14509:2013.

Length tolerance	L≤3m, -	5 mm
Length tolerance	L≤3m, +	5 mm
Length tolerance	L>3m, -	10 mm
Length tolerance	L>3m, +	10 mm
Cover width tolerance	-	2 mm
Cover width tolerance	+	2 mm
Thickness tolerance	-	2 mm
Thickness tolerance	+	2 mm
Thickness tolerance	D>100mm, -	2 %
Thickness tolerance	D>100mm, +	2 %

Mechanical Resistance

For load / span tables, please contact TeraSteel Technical Department.

Materials

Insulation Core

Polyisocyanurate (PIR) insulation core with a Thermal Conductivity (λ) declared of 0.027 W/m·K and initial 0.024 W/m·K according to SR EN 14509:2013 și SR EN 13165:2012.

External facing

The thicknesses of the coil coated steel sheet are: 0.50/0.60 mm.

Available coatings: polyester, PVC, PVDF.

Internal facing

The thicknesses of the coil coated steel sheet are: 0.40/0.50/0.60 mm.

Available coatings: polyester, PVC, PVDF.

Seals

N/A

Profiles

The available profiles can be found in the corresponding profile table.

Colours

STANDARD/Special colors are available by request.

Environmental Performance

Facilities located in Saratel and Bistrita generate renewable energy through photovoltaic power plants installed on the production units. The panels and materials used in the installation are not hazardous to the environment. The waste resulting from the installation and when the buildings are no longer in use is collected by type of material and handed over to specialized companies for collection.

Production Standard

TeraSteel Insulated Panels comply with the European Standard SR EN 14509:2013 Self-supporting double skin metal faced insulating panels.

Quality

TeraSteel thermal insulation panels are manufactured from high-quality materials using automated production equipment. Strict adherence to quality management system SR EN ISO 9001:2015 and compliance management system SR ISO 37301:2021 ensures long-term reliability and durability.

The panels also comply with the environmental management system certifications SR EN ISO 14001:2015 and the occupational health and safety management system SR EN ISO 45001:2023. The ISOFRIG RF wall panel is CE marked according to SR EN 14509:2013.

Delivery

The panels can be transported by vehicles with side loading or top loading. Special conditions of loading and transport can be accepted only upon written request from the buyer (assuming full responsibility). The carrier is solely responsible for the integrity of the cargo throughout transport. When receiving the goods the beneficiary shall verify and record on the shipping documents any lack of conformity.

Warranty

TeraSteel warranties are assessed individually for each project, depending in particular on the aggressiveness of the environment and the type of surface treatment chosen.



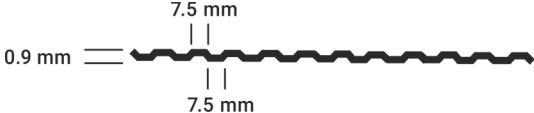
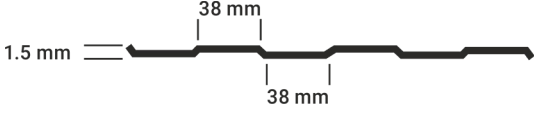
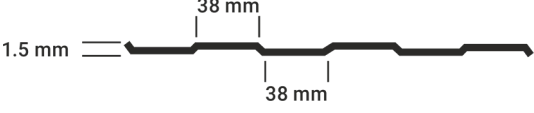
Packing

The panels are delivered in packages, wrapped with protective film, on polystyrene spacers. The number of panels in the package varies depending on the dimension (thickness, length) and customer requirements, within the limits of the manufacturing technology. The wall panels are disposed in package with their outer faces (the blue protective film indicates the outer face when mounting the panels) on top.

Site Storage & Installation

For site storage and installation instructions please refer to the assembly instructions provided by TeraSteel.

Profiles

Profile	External	Internal
L - Lis		
P - Plisse		
S - Standard		

Contact Details

Contact Details Address: Calea Teraplast, nr. 1A , Sat Sărățel, Comuna Șieu-Măgheruș, Bistrița-Năsăud, 427301

tel: +40 741 504 030

e-mail: marketing@terasteel.ro

web: www.terasteel.co.uk



For the latest product details, please always refer to the latest version of this data sheet by scanning the QR code or by clicking on this link: terasteel.co.uk/data-sheets

The information provided in this datasheet is accurate as of its date of publication and represents our commitment to quality and transparency. However, TeraSteel reserve the right to modify product specifications without prior notice to reflect advancements or improvements. For applications not explicitly covered within this datasheet, consultation with our Technical department is strongly advised to ensure the product meets your specific requirements. Customers are responsible for verifying the product's suitability for their particular needs and for ensuring compliance with all applicable laws and regulations. We reserve the right to update this datasheet, and any other informational materials, at our discretion and without notice. For the latest information, please visit: www.terasteel.co.uk